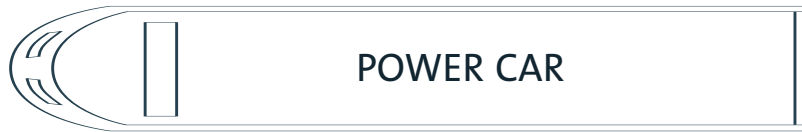


Eurostar™ seating plan

Coaches 1–9



← To London To Paris/Brussels →

COACH 1 STANDARD CLASS 48 SEATS



↑ ← To London To Paris/Brussels →

COACH 2 STANDARD CLASS 56 SEATS



← To London To Paris/Brussels →

COACH 3 STANDARD CLASS 56 SEATS



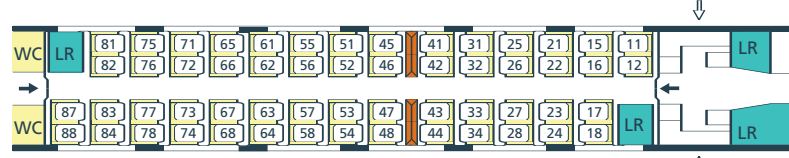
← To London To Paris/Brussels →

COACH 4 STANDARD CLASS 56 SEATS



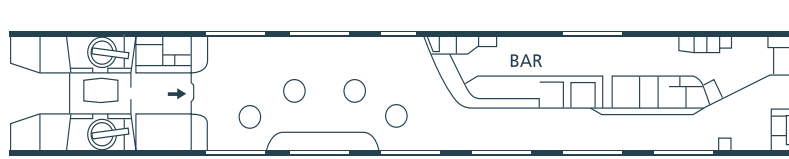
← To London To Paris/Brussels →

COACH 5 STANDARD CLASS 56 SEATS



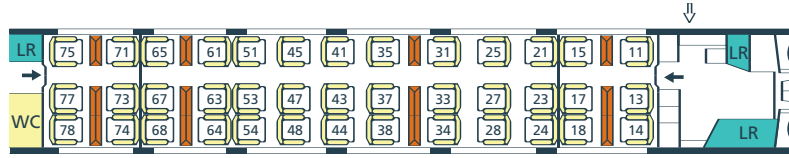
← To London To Paris/Brussels →

COACH 6 BAR-BUFFET



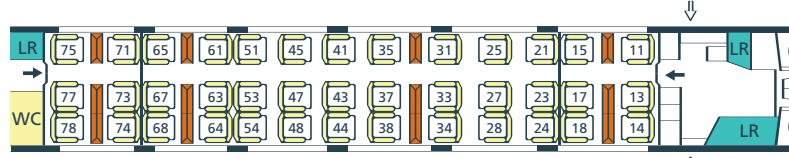
← To London To Paris/Brussels →

COACH 7 FIRST CLASS* 39 SEATS



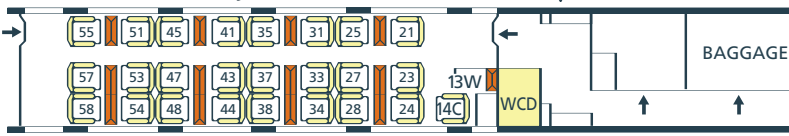
← To London To Paris/Brussels →

COACH 8 FIRST CLASS* 39 SEATS



← To London To Paris/Brussels →

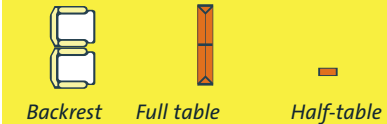
COACH 9 PREMIUM* 25 SEATS
(On Paris route only)



← To London To Paris/Brussels →

PLEASE NOTE
Seats facing forward on a journey from London will be facing backwards on the return journey. However, on rare occasions this may change.

SEAT DETAIL



KEY

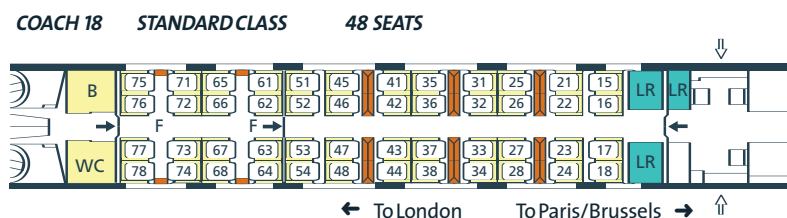
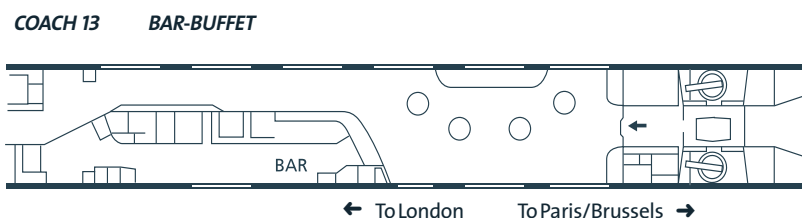
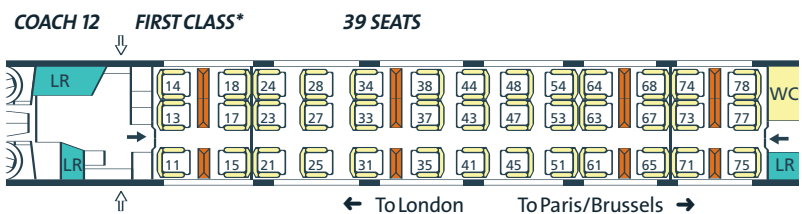
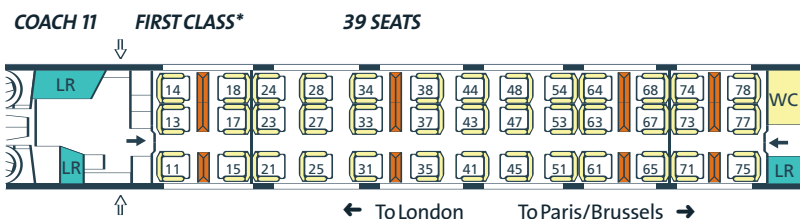
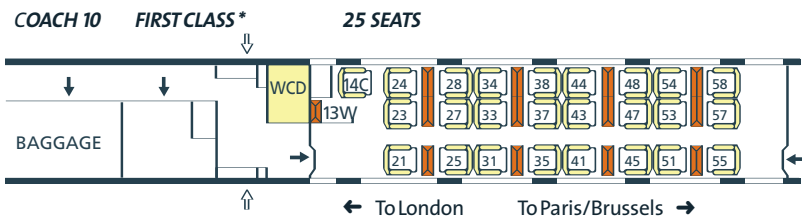
- ↓ Access door
- ➔ Automatic doors
- LR Luggage rack
- WC Toilet
- WCD Disabled person toilet
- W Wheelchair space
- C Wheelchair companion seat
- B Baby changing room
- F Family area
- Window

All trains are non-smoking

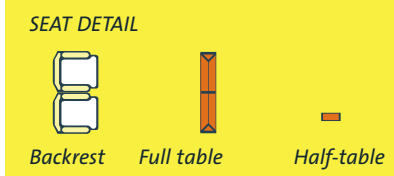
*First Class is known as Castle Class, on the Disney service

Eurostar™ seating plan

Coaches 10-18



PLEASE NOTE
Seats facing forward on a journey from London will be facing backwards on the return journey. However, on rare occasions this may change.



- KEY**
- ↓ Access door
 - ➔ Automatic doors
 - LR Luggage rack
 - WC Toilet
 - WCD Disabled person toilet
 - W Wheelchair space
 - C Wheelchair companion seat
 - B Baby changing room
 - F Family area
 - Window

All trains are non-smoking
*First Class is known as Castle Class, on the Disney service